

BSC 336 Wildlife Management II

Course Syllabus

Instructor:

Dr. Jeff Kopachena, Dept. of Biological Sciences

Office Location: Science Building, Rm. 258

Office hours: MWF 10:00-11:00 or by Appointment

University Email: Jeff.Kopachena@tamuc.edu



Preferred Communication: **Email**


DON'T CALL ON THE PHONE!!

Course Information

Course Textbook (Required)

Bolin, E.G. and Robinson, W.L. 2003. Wildlife Ecology and Management, 5th Edition. Prentice Hall, New Jersey

ISBN: 9780130662507



Course Description:

Course catalog description: Wildlife Management II. Three semester hours. This course is designed to complement Wildlife Management I and provides an introduction to the many aspects of wildlife ecology and conservation science. Topics covered include water and soils, farmlands, rangelands, and forests, parks and refuges, urban wildlife management, and non-game and endangered species.



Student Learning Objectives

- A. Students will demonstrate knowledge of the relationship between wildlife abundance and distribution relative to the nature and distribution of water and soils.
- B. Students will demonstrate knowledge of the effects of farm, range, and forest management on wildlife abundance and distribution.
- C. Students will demonstrate knowledge of the various purposes of parks and refuges.
- D. Students will demonstrate knowledge of the impacts of exotic species and the ways in which species adapt to urban environments.
- E. Students will demonstrate knowledge of wildlife economics.

COURSE REQUIREMENTS

Minimal Technical Skills Needed

- 1. Must be able to use the learning management system (MyLeo Online)
- 2. Must be able to use MS-Word and MS-Powerpoint

3. Must be able to read the English language
4. Must be able to use a calendar and take tests on the appropriate date
5. Must be able to communicate via email and **NOT CALL ME ON THE PHONE!**

Instructional Methods

This is an ONLINE course. All of the content is delivered online. There are no class meetings.

Students are expected to read the relevant chapters in the textbook. For each chapter there is a PowerPoint presentation to supplement the reading in the textbook. Some of the material in the PowerPoints is different from the material in the textbook and vice versa. Students are responsible for the material in both the textbook and in the power points. Make sure you are familiar with the course schedule and make time to take the tests.



Student Responsibilities or Tips for Success in the Course

You are responsible for ensuring that you complete all of the tests in a timely manner. Make sure you get the textbook prior to the start of class. When you are ready to take a test, make sure you have both the textbook and the PowerPoints available to refer to. Review the materials beforehand. Book-marking important sections of the textbook may also be very useful and help you look up answers more quickly.

When taking chapter tests: You cannot go back to previous questions once you have submitted your answer. Therefore, make sure you have the correct answer before moving on.

There are two term tests and a final exam: Many of the questions on these tests come from the chapter tests. Therefore, when you are ready to take one of these tests, make sure you have, in addition to the textbook and PowerPoints, copies of your chapter tests available to look up answers.

Grading and Course Content

The textbook is mandatory. You will be required to read each of the assigned chapters. In addition, you are provided with PowerPoint slide presentations based on the required chapters. However, there is frequently material in the PowerPoint slides that is not in the textbook and vice versa. You will be responsible for material in both the PowerPoint slides and in the textbook.

This is not a self-paced course! You must complete all tests and assignments on the date they are due. All students are responsible for keeping track of due dates. **I will not be sending you reminders.**



PLEASE NOTE: All students are responsible for having secure and reliable internet service. Nonetheless, internet services can be unpredictable at times. For this reason, **DO NOT WAIT UNTIL THE LAST MINUTE TO TAKE QUIZZES.** If you try to take a quiz after 11:00 PM, and your internet fails, I will not re-open the quiz and you will lose the points for that quiz.



For each chapter there will be a quiz based on material in the textbook and in the PowerPoint slides. The quiz will be composed of 10 multiple choice questions and will be timed. You have 20 minutes to complete the quiz. You will be able to take your quiz any time during the day that it is assigned. However, you need to make sure you take your quiz long enough before midnight to ensure that the quiz does not time out on you before you are done with it.

There will be two sub term tests (Test 1 and Test 2), each based on multiple chapters and also including material from both the textbook and the PowerPoint slides. These tests will consist of 40 multiple choice questions and you will have 50 minutes to complete the test. Each will be worth 10% of your total grade. You will be able to take your test any time during the day that it is assigned. However, you need to make sure you take your test long enough before midnight to ensure that the test does not time out on you before you are done with it. If you try to take a test after 11:00 PM, and your internet fails, I will not re-open the test and you will lose the points for that test.



There is also a comprehensive final exam at the end of the semester. It is worth 25% of your final grade and will consist of 80 multiple choice questions and must be completed in 120 minutes. It will be based on all of the chapters and PowerPoint slides covered in the course. You will be able to take your exam any time during the day that it is assigned. However, you need to make sure you take your exam long enough before midnight to ensure that the exam does not time out on you before you are done with it. If you try to take the exam after 10:00 PM, and your internet fails, I will not re-open the exam and you will lose the points for that exam.


The strategy, therefore, is to make sure you read all of the material beforehand and study it to make sure you are entirely familiar with it. Then, when you are ready for the test, make sure you have the textbook and the PowerPoint slides in front of you so that you can quickly find the answers to the questions.

Bonus Points – Exit Test

The Texas Higher Education Coordinating Board requires that all courses be evaluated relative to student objectives and outcomes. In this course this evaluation is done relative to an exit test.

The exit test occurs at the end of the semester. It consists of 25 multiple choice questions and you have one hour to take the test. You do not study for the exit test.

The number of bonus points received is based on the percentage of the questions on the test that you get correct.



You may elect to take the exit test for up to 2.5 bonus percentage points depending on how many answers you get correct. However, you must take the exit test at the end of the semester and before the closing date which will be announced at the end of the semester. If you do not take the exit test before it closes you will not be allowed to take the exit test. The exit test will not be re-opened under any circumstances. There are no “excused absences” or any other ways to take the exit test once it is closed.

Grading Scheme – Consult Calendar Below for Due Dates

Required Items	Points	Percent of Grade
Chapter 11 Quiz	10	5
Chapter 12 Quiz	10	5
Chapter 13 Quiz	10	5
Chapter 14 Quiz	10	5
Chapter 15 Quiz	10	5
Chapter 16 Quiz	10	5
Test 1 Chapters 11-16	40	10
Chapter 17 Quiz	10	5
Chapter 18 Quiz	10	5
Chapter 19 Quiz	10	5
Chapter 20 Quiz	10	5
Chapter 21 Quiz	10	5
Test 2 Chapters 17-21	40	10
Final Exam	80	25
Total	350	100

Bonus Points	Points	Percent added to Grade
Exit Test	Up to 25	Up to 2.5

****Disclaimer:** The instructor reserves the right to make changes to the schedule and grading scheme of the class. Any alterations will be announced in D2L or via email by the instructor. Students who do not check D2L or their email assume responsibility for missing adjustments to the course.


IMPORTANT: Be sure to read both the PowerPoint slides and the textbook. The PowerPoint slides for each chapter are available in D2L.

IMPORTANT: All assignments, quizzes, and tests are due on the date they are assigned. There will be no make-up tests. If you miss a test then you will receive a zero grade for that test.

Grade Assignments are as follows:

F = < 50%, D = 50 - 69%, C = 70 – 79%, B = 80 – 89%, A >90%

January

Sun	Mon	Tues	Wed	Thurs	Fri	Sat
11	12 1 st Class Day	13	14	15	16	17
18	19  No Class	20	21	22 Ch 11 Quiz	23	24
25	26	27	28	29 Ch 12 Quiz	30	31

February

Sun	Mon	Tues	Wed	Thurs	Fri	Sat
1	2	3	4	5 Ch 13 Quiz	6	7
8	9	10	11	12 Ch 14 Quiz	13	14
15	16	17	18	19 Ch 15 Quiz	20	21
22	23	24	25	26 Ch 16 Quiz	27	28

March

Sun	Mon	Tues	Wed	Thurs	Fri	Sat
1	2	3	4	5 TEST 1 Ch 11-16	6	7
8	9 SPRING BREAK	10 SPRING BREAK	11 SPRING BREAK	12 SPRING BREAK	13 SPRING BREAK	14
15	16	17	18	19 Ch 17 Quiz	20	21
22	23	24	25	26 Ch 18 Quiz	27 Drop Date	28
29	30	31				

April

Sun	Mon	Tues	Wed	Thurs	Fri	Sat
			1	2 Ch 19 Quiz	3	4
5	6	7	8	9 Ch 20 Quiz	10	11
12	13	14	15	16 Ch 21 Quiz	17	18
19	20	21	22	23 TEST 2 Ch 17-21	24	25
26	27	28	29	30		

May

Sun	Mon	Tues	Wed	Thurs	Fri	Sat
					1 Exit Test	2
3	4	5	6	7 FINAL EXAM	8	9



Obligatory Statements:

****Disclaimer:** The instructor reserves the right to make changes to the schedule of the class. Any alterations will be announced in class, in D2L or via email by the instructor. Students who do not attend class, check D2L or their email assume responsibility for missing adjustments to the course.

TECHNOLOGY REQUIREMENTS

Browser support

D2L is committed to performing key application testing when new browser versions are released. New and updated functionality is also tested against the latest version of supported browsers. However, due to the frequency of some browser releases, D2L cannot guarantee that each browser version will perform as expected. If you encounter any issues with any of the browser versions listed in the tables below, contact D2L Support, who will determine the best course of action for resolution. Reported issues are prioritized by supported browsers and then maintenance browsers.

Supported browsers are the latest or most recent browser versions that are tested against new versions of D2L products. Customers can report problems and receive support for issues. For an optimal experience, D2L recommends using supported browsers with D2L products.

Maintenance browsers are older browser versions that are not tested extensively against new versions of D2L products. Customers can still report problems and receive support for critical issues; however, D2L does not guarantee all issues will be addressed. A maintenance browser becomes officially unsupported after one year.

Note the following:

- **Ensure that your browser has JavaScript and Cookies enabled.**
- **For desktop systems, you must have Adobe Flash Player 10.1 or greater.**
- **The Brightspace Support features are now optimized for production environments when using the Google Chrome browser, Apple Safari browser, Microsoft Edge browser, Microsoft Internet Explorer browser, and Mozilla Firefox browsers.**

Desktop Support

Browser	Supported Browser Version(s)	Maintenance Browser Version(s)
Microsoft® Edge	Latest	N/A
Microsoft® Internet Explorer®	N/A	11
Mozilla® Firefox®	Latest, ESR	N/A
Google® Chrome™	Latest	N/A
Apple® Safari®	Latest	N/A

Tablet and Mobile Support

Device	Operating System	Browser	Supported Browser Version(s)
Android™	Android 4.4+	Chrome	Latest
Apple	iOS®	Safari, Chrome	The current major version of iOS (the latest minor or point release of that major version) and the previous major version of iOS (the latest minor or point release of that major version). For example, as of June 7, 2017, D2L supports iOS 10.3.2 and iOS 9.3.5, but not iOS 10.2.1, 9.0.2, or any other version. Chrome: Latest version for the iOS browser.
Windows	Windows 10	Edge, Chrome, Firefox	Latest of all browsers, and Firefox ESR.

You will need regular access to a computer with a broadband Internet connection. The minimum computer requirements are:

- o 512 MB of RAM, 1 GB or more preferred

- o Broadband connection required courses are heavily video intensive
- o Video display capable of high-color 16-bit display 1024 x 768 or higher resolution

You must have a:

- o Sound card, which is usually integrated into your desktop or laptop computer
- o Speakers or headphones.
- o *For courses utilizing video-conferencing tools and/or an online proctoring solution, a webcam and microphone are required.

Both versions of Java (32 bit and 64 bit) must be installed and up to date on your machine. At a minimum Java 7, update 51, is required to support the learning management system. The most current version of Java can be downloaded at: JAVA web site <http://www.java.com/en/download/manual.jsp>

Current anti-virus software must be installed and kept up to date.

Running the browser check will ensure your internet browser is supported.

Pop-ups are allowed.

JavaScript is enabled.

Cookies are enabled.

- You will need some additional free software (plug-ins) for enhanced web browsing. Ensure that you download the free versions of the following software: o

Adobe Reader <https://get.adobe.com/reader/>

- o Adobe Flash Player (*version 17 or later*)

<https://get.adobe.com/flashplayer/>

- o Adobe Shockwave Player <https://get.adobe.com/shockwave/>

- o Apple Quick Time <http://www.apple.com/quicktime/download/>

- At a minimum, you must have Microsoft Office 2013, 2010, 2007 or Open Office. Microsoft Office is the standard office productivity software utilized by faculty, students, and staff. Microsoft Word is the standard word processing software, Microsoft Excel is the standard spreadsheet software, and Microsoft PowerPoint is the standard presentation software. Copying and pasting, along with attaching/uploading documents for assignment submission, will also be required. If you do not have Microsoft Office, you can check with the bookstore to see if they have any student copies.

ACCESS AND NAVIGATION

You will need your campus-wide ID (CWID) and password to log into the course. If you do not know your CWID or have forgotten your password, contact the Center for IT Excellence (CITE) at 903.468.6000 or helpdesk@tamuc.edu.

Note: Personal computer and internet connection problems do not excuse the requirement to complete all course work in a timely and satisfactory manner. Each student needs to have a backup method to deal with these inevitable problems. These methods might include the availability of a backup PC at home or work, the temporary use of a computer at a friend's home, the local library, office service companies, Starbucks, a TAMUC campus open computer lab, etc.

COMMUNICATION AND SUPPORT

Brightspace Support

Need Help?

Student Support

If you have any questions or are having difficulties with the course material, please contact your Instructor.

Technical Support

If you are having technical difficulty with any part of Brightspace, please contact Brightspace Technical Support at 1-877-325-7778 or click on the **Live Chat** or click on the words “click here” to submit an issue via email.

System Maintenance

Please note that on the 4th Sunday of each month there will be System Maintenance which means the system will not be available 12 pm-6 am CST.

Interaction with Instructor Statement

Please communicate via email. I am in front of a computer almost all day long, so if you want to communicate with me, email is the best way. Generally, I can respond within a few hours. I am generally unavailable for quick responses after 5:00 and on weekends.

COURSE AND UNIVERSITY PROCEDURES/POLICIES

Course Specific Procedures/Policies

Procrastination Penalty

All students are responsible for having secure and reliable internet service. Nonetheless, internet services can be unpredictable at times. For this reason, **DO NOT WAIT UNTIL THE LAST MINUTE TO TAKE QUIZZES OR TURN IN ASSIGNMENTS.** If you turn in an assignment or try to take a quiz after 11:00 PM, I will not re-open the assignment or quiz and you will lose points for that assignment or quiz.

Syllabus Change Policy

The syllabus is a guide. Circumstances and events, such as student progress, may make it necessary for the instructor to modify the syllabus during the semester. Any changes made to the syllabus will be announced in advance.

University Specific Procedures

Student Conduct

All students enrolled at the University shall follow the tenets of common decency and acceptable behavior conducive to a positive learning environment. The Code of Student Conduct is described in detail in the Student Guidebook.

<http://www.tamuc.edu/Admissions/oneStopShop/undergraduateAdmissions/studentGuidebook.aspx>

Students should also consult the Rules of Netiquette for more information regarding how to interact with students in an online forum: Netiquette

<http://www.albion.com/netiquette/corerules.html>

TAMUC Attendance

For more information about the attendance policy please visit the Attendance webpage and Procedure 13.99.99.R0.01.

<http://www.tamuc.edu/admissions/registrar/generalInformation/attendance.aspx>

<http://www.tamuc.edu/aboutUs/policiesProceduresStandardsStatements/rulesProcedures/13students/academic/13.99.99.R0.01.pdf>

Academic Integrity

Students at Texas A&M University-Commerce are expected to maintain high standards of integrity and honesty in all of their scholastic work. For more details and the definition of academic dishonesty see the following procedures:

Undergraduate Academic Dishonesty 13.99.99.R0.03

<http://www.tamuc.edu/aboutUs/policiesProceduresStandardsStatements/rulesProcedures/13students/undergraduates/13.99.99.R0.03UndergraduateAcademicDishonesty.pdf>

Graduate Student Academic Dishonesty 13.99.99.R0.10

<http://www.tamuc.edu/aboutUs/policiesProceduresStandardsStatements/rulesProcedures/13students/graduate/13.99.99.R0.10GraduateStudentAcademicDishonesty.pdf>

ADA Statement

Students with Disabilities

The Americans with Disabilities Act (ADA) is a federal anti-discrimination statute that provides comprehensive civil rights protection for persons with disabilities. Among other things, this legislation requires that all students with disabilities be guaranteed a learning environment that provides for reasonable accommodation of their disabilities. If you have a disability requiring an accommodation, please contact:

Office of Student Disability Resources and Services

Texas A&M University-Commerce

Gee Library- Room 162

Phone (903) 886-5150 or (903) 886-5835

Fax (903) 468-8148

Email: studentdisabilityservices@tamuc.edu

Website: Office of Student Disability Resources and Services

<http://www.tamuc.edu/campusLife/campusServices/studentDisabilityResourcesAndServices/>

Nondiscrimination Notice

Texas A&M University-Commerce will comply in the classroom, and in online courses, with all federal and state laws prohibiting discrimination and related retaliation on the basis of race, color, religion, sex, national origin, disability, age, genetic information or veteran status. Further, an environment free from

discrimination on the basis of sexual orientation, gender identity, or gender expression will be maintained.

Campus Concealed Carry Statement

Texas Senate Bill - 11 (Government Code 411.2031, et al.) authorizes the carrying of a concealed handgun in Texas A&M University-Commerce buildings only by persons who have been issued and are in possession of a Texas License to Carry a Handgun. Qualified law enforcement officers or those who are otherwise authorized to carry a concealed handgun in the State of Texas are also permitted to do so. Pursuant to Penal Code (PC) 46.035 and A&M-Commerce Rule 34.06.02.R1, license holders may not carry a concealed handgun in restricted locations.

For a list of locations, please refer to the Carrying Concealed Handguns On Campus document and/or consult your event organizer.

Web url:

<http://www.tamuc.edu/aboutUs/policiesProceduresStandardsStatements/rulesProcedures/34SafetyOfEmployeesAndStudents/34.06.02.R1.pdf>

Pursuant to PC 46.035, the open carrying of handguns is prohibited on all A&M-Commerce campuses. Report violations to the University Police Department at 903-886-5868 or 9-1-1.