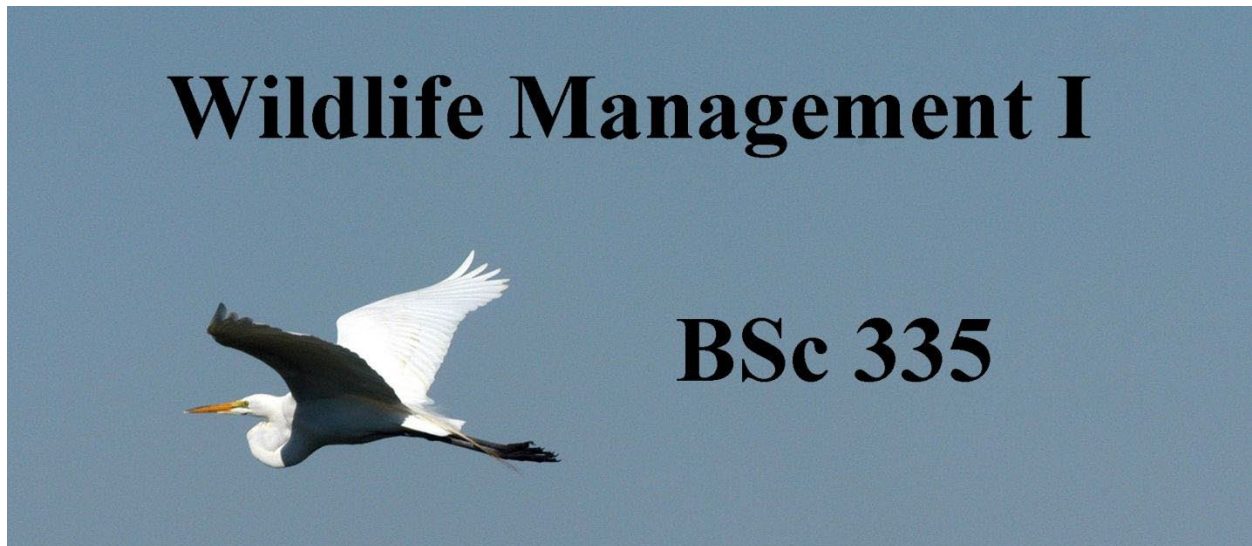


BSC 335 Wildlife Management 1
Course Syllabus



Common Egret at Aransas NWR, March 2008

INSTRUCTOR INFORMATION

Instructor: Dr. Jeff Kopachena, Dept. of Biological Sciences

Office Location: Science Building, Rm. 258

Office hours: Online course – office hours through email

Office Phone: 903 886-5395 (**Don't try to call me on the phone EVER!**)

University Email: Jeff.Kopachena@tamuc.edu

Preferred Form of Communication: **Email**, DO NOT CALL ON THE PHONE!!


COURSE INFORMATION

Materials – Textbooks, Readings, Supplementary Readings

Course Textbook (Required):

Bolin, E.G. and Robinson, W.L. 2003. Wildlife Ecology and Management, 5th Edition. Prentice Hall, New Jersey

ISBN: 9780130662507



Course Description

Course catalog description: The purpose of this course is to introduce students to the many aspects of wildlife and conservation science. It will provide an introduction to the history of wildlife management and conservation, ecosystems and ecology, population modeling, animal behavior, food and cover, wildlife diseases, predators and predation, and hunting and trapping.

This course is designed to complement Wildlife Management II. The purpose of this course is to introduce students to the many aspects of wildlife and conservation science. Topics covered will include the history of conservation, ecosystems, ecology, wildlife disease, and hunting and trapping.

Student Learning Objectives:

Students will demonstrate knowledge of:

1. History of wildlife management
2. Basic population biology
3. Basic wildlife biology
4. Basic wildlife disease biology
5. Basic wildlife ethics



Hackberry butterfly (left) and Red-spotted Purple (right) (Hunt Co., Texas)

COURSE REQUIREMENTS

Minimal Technical Skills Needed

1. Must be able to use the learning management system (D2L)
2. Must be able to use MS-Word and MS-Powerpoint
3. Must be able to read the English language
4. Must be able to use a calendar and take tests on the appropriate date
5. Must be able to communicate via email and NOT CALL ME ON THE PHONE!

Instructional Methods

This is an ONLINE course. All of the content is delivered online. There are no class meetings.

Students are expected to read the relevant chapters in the textbook. For each chapter there is a PowerPoint presentation to supplement the reading in the textbook. Some of the material in the PowerPoints is different from the material in the textbook and vice versa. Students are responsible for the material in both the textbook and in the power points. Make sure you are familiar with the course schedule and make time to take the tests and write the chapter reviews.

Student Responsibilities or Tips for Success in the Course

You are responsible for ensuring that you complete all of the tests and chapter reviews in a timely manner. Make sure you get the textbook prior to the start of class. For each chapter, you will have to write a brief chapter review and there will be a chapter test. When you are ready to take a test, make sure you have both the textbook and the PowerPoints available to refer to. Review the materials beforehand. Book-marking important sections of the textbook may also be very useful and help you look up answers more quickly.

There is a comprehensive final exam: Many of the questions on the final exam come from the chapter tests. Therefore, when you are ready to take the final exam, make sure you have, in addition to the textbook and PowerPoints, copies of your chapter tests available to look up answers.

Chapter Reviews

For each chapter you will write, in your own words, a two-page summary of the content of that chapter. **Do not use any quotes. You will lose points for using quotes.** Write everything out in the form of paragraphs: **Do not use point form. You will lose points for using point form.**

You must highlight the major points covered by the chapter and how these points are relevant to the topic of the chapter. Close each chapter review with a personal comment on what you thought about the material covered in the chapter. **You will lose points for failing to include a personal comment on the chapter at the end of your review.**

Your chapter reviews must be in MS-Word format and submitted by the due date indicated in the course D2L shell. **Reviews not in MS-Word format will receive a grade of zero.** Put your name on your review. Reviews must be written using Times New Roman, 12-point font, double spaced, no extra spaces between paragraphs, with 1" margins on all sides. Include a title page with your name and the title of the chapter you are reviewing. **You will lose points for not following this format.**

You need to write a full two-page review if you expect full points because even with two pages it is hard to cover the material comprehensively. Longer reviews will not be penalized. If you wish to include figures and tables, do so by appending them to the back of the review. Figures and tables do not count toward the page limit.

All chapter reviews must be submitted through D2L in MS-Word Format. **Do not submit pdf documents.**

Grading and Course Content

The textbook is mandatory. You will be required to read each of the assigned chapters in Bolin and Robinson. In addition, you are provided with PowerPoint slide presentations based on the required chapters in Bolin and Robinson. However, there is frequently material in the PowerPoint slides that is not in the textbook and vice versa. You will be responsible for material in both the PowerPoint slides and in the textbook.

For each chapter there will be a quiz based on material in both the textbook and in the PowerPoint slides. The quiz will be composed of 10 multiple choice questions and will be timed. You will have 20 minutes to complete the quiz.




White Ibis in Louisiana wetland

The strategy, therefore, is to make sure you read all of the material beforehand and study it to make sure you are entirely familiar with it. Then, when you are ready for the test, make sure you have the textbook and the PowerPoint slides in front of you so that you can quickly find the answers to the questions.



Southern Copperhead, Hunt Co., Texas



Western Cottonmouth, Hunt Co., Texas

Grading Scheme

Mandatory Tests and Reviews	Points	Percent of Course Grade	Due Date
Chapter 1 Quiz	10	5	June 4 or 5
Chapter 1 Review	10	3	June 4
Chapter 2 Quiz	10	5	June 7 or 8
Chapter 2 Review	10	3	June 7
Chapter 3 Quiz	10	5	June 10 or 11
Chapter 3 Review	10	3	June 10
Chapter 4 Quiz	10	5	June 13 or 14
Chapter 4 Review	10	3	June 13
Chapter 5 Quiz	10	5	June 16 or 17
Chapter 5 Review	10	3	June 16
Chapter 6 Quiz	10	5	June 19 or 20
Chapter 6 Review	10	3	June 19
Chapter 7 Quiz	10	5	June 22 or 23
Chapter 7 Review	10	3	June 22
Chapter 8 Quiz	10	5	June 25 or 26
Chapter 8 Review	10	3	June 25
Chapter 9 Quiz	10	5	June 28 or June 29
Chapter 9 Review	10	3	June 28
Chapter 10 Quiz	10	5	July 1 or 2
Chapter 10 Review	10	3	July 1
Final Exam	40	20	July 3
Totals	260	100	

For the course schedule in calendar format, please scroll down.

Course Schedule in Calendar Format:

June

Sunday	Monday	Tuesday	Wednesday	Thursday	Friday	Saturday
2	3 First class	4 Chapter 1 Test and Chapter Review	5 Chapter 1 Test	6	7 Chapter 2 Test and Chapter Review	8 Chapter 2 Test
9	10 Chapter 3 Test and Chapter Review	11 Chapter 3 Test	12	13 Chapter 4 Test and Chapter Review	14 Chapter 4 Test	15
16 Chapter 5 Test and Chapter Review	17 Chapter 5 Test	18	19 Chapter 6 Test and Chapter Review	20 Chapter 6 Test	21	22 Chapter 7 Test and Chapter Review
23 Chapter 7 Test	24	25 Chapter 8 Test and Chapter Review	26 Chapter 8 Test	27	28 Chapter 9 Test and Chapter Review	29 Chapter 9 Test
30						

July

Sunday	Monday	Tuesday	Wednesday	Thursday	Friday	Saturday
	1 Chapter 10 Test and Chapter Review	2 Chapter 10 Test	3 Final Exam	4	5	6

Obligatory Statements:

****Disclaimer: The instructor reserves the right to make changes to the schedule of the class. Any alterations will be announced in class, in eCollege or via email by the instructor. Students who do not attend class, check eCollege or their email assume responsibility for missing adjustments to the course.**

TECHNOLOGY REQUIREMENTS

Browser support

D2L is committed to performing key application testing when new browser versions are released. New and updated functionality is also tested against the latest version of supported browsers. However, due to the frequency of some browser releases, D2L cannot guarantee that each browser version will perform as expected. If you encounter any issues with any of the browser versions listed in the tables below, contact D2L Support, who will determine the best course of action for resolution. Reported issues are prioritized by supported browsers and then maintenance browsers.

Supported browsers are the latest or most recent browser versions that are tested against new versions of D2L products. Customers can report problems and receive support for issues. For an optimal experience, D2L recommends using supported browsers with D2L products.

Maintenance browsers are older browser versions that are not tested extensively against new versions of D2L products. Customers can still report problems and receive support for critical issues; however, D2L does not guarantee all issues will be addressed. A maintenance browser becomes officially unsupported after one year.

Note the following:

- Ensure that your browser has JavaScript and Cookies enabled.
- For desktop systems, you must have Adobe Flash Player 10.1 or greater.
- The Brightspace Support features are now optimized for production environments when using the Google Chrome browser, Apple Safari browser, Microsoft Edge browser, Microsoft Internet Explorer browser, and Mozilla Firefox browsers.

Desktop Support

Browser	Supported Browser Version(s)	Maintenance Browser Version(s)
Microsoft® Edge	Latest	N/A
Microsoft® Internet Explorer®	N/A	11
Mozilla® Firefox®	Latest, ESR	N/A
Google® Chrome™	Latest	N/A

Browser	Supported Browser Version(s)	Maintenance Browser Version(s)
Apple® Safari®	Latest	N/A

Tablet and Mobile Support

Device	Operating System	Browser	Supported Browser Version(s)
Android™	Android 4.4+	Chrome	Latest
Apple	iOS®	Safari, Chrome	The current major version of iOS (the latest minor or point release of that major version) and the previous major version of iOS (the latest minor or point release of that major version). For example, as of June 7, 2017, D2L supports iOS 10.3.2 and iOS 9.3.5, but not iOS 10.2.1, 9.0.2, or any other version. Chrome: Latest version for the iOS browser.
Windows	Windows 10	Edge, Chrome, Firefox	Latest of all browsers, and Firefox ESR.

- You will need regular access to a computer with a broadband Internet connection. The minimum computer requirements are:
 - 512 MB of RAM, 1 GB or more preferred
 - Broadband connection required courses are heavily video intensive
 - Video display capable of high-color 16-bit display 1024 x 768 or higher resolution
- You must have a:
 - Sound card, which is usually integrated into your desktop or laptop computer
 - Speakers or headphones.
 - *For courses utilizing video-conferencing tools and/or an online proctoring solution, a webcam and microphone are required.
- Both versions of Java (32 bit and 64 bit) must be installed and up to date on your machine. At a minimum Java 7, update 51, is required to support the learning

management system. The most current version of Java can be downloaded at:
[JAVA web site http://www.java.com/en/download/manual.jsp](http://www.java.com/en/download/manual.jsp)

- Current anti-virus software must be installed and kept up to date.

Running the browser check will ensure your internet browser is supported.

Pop-ups are allowed.
JavaScript is enabled.
Cookies are enabled.

- You will need some additional free software (plug-ins) for enhanced web browsing. Ensure that you download the free versions of the following software:
 - [Adobe Reader https://get.adobe.com/reader/](https://get.adobe.com/reader/)
 - [Adobe Flash Player \(version 17 or later\) https://get.adobe.com/flashplayer/](https://get.adobe.com/flashplayer/)
 - [Adobe Shockwave Player https://get.adobe.com/shockwave/](https://get.adobe.com/shockwave/)
 - [Apple Quick Time http://www.apple.com/quicktime/download/](http://www.apple.com/quicktime/download/)
- At a minimum, you must have Microsoft Office 2013, 2010, 2007 or Open Office. Microsoft Office is the standard office productivity software utilized by faculty, students, and staff. Microsoft Word is the standard word processing software, Microsoft Excel is the standard spreadsheet software, and Microsoft PowerPoint is the standard presentation software. Copying and pasting, along with attaching/uploading documents for assignment submission, will also be required. If you do not have Microsoft Office, you can check with the bookstore to see if they have any student copies.

ACCESS AND NAVIGATION

You will need your campus-wide ID (CWID) and password to log into the course. If you do not know your CWID or have forgotten your password, contact the Center for IT Excellence (CITE) at 903.468.6000 or helpdesk@tamuc.edu.

Note: Personal computer and internet connection problems do not excuse the requirement to complete all course work in a timely and satisfactory manner. Each student needs to have a backup method to deal with these inevitable problems. These methods might include the availability of a backup PC at home or work, the temporary use of a computer at a friend's home, the local library, office service companies, Starbucks, a TAMUC campus open computer lab, etc.

COMMUNICATION AND SUPPORT

Brightspace Support

Need Help?

Student Support

If you have any questions or are having difficulties with the course material, please contact your Instructor.

Technical Support

If you are having technical difficulty with any part of Brightspace, please contact Brightspace Technical Support at 1-877-325-7778 or click on the **Live Chat** or click on the words "[click here](#)" to submit an issue via email.



System Maintenance

Please note that on the 4th Sunday of each month there will be System Maintenance which means the system will not be available 12 pm-6 am CST.

Interaction with Instructor Statement

Please communicate via email. I am in front of a computer almost all day long, so if you want to communicate with me, email is the best way. Generally, I can respond within a few hours. I am generally unavailable for quick responses after 5:00 and on weekends.

COURSE AND UNIVERSITY PROCEDURES/POLICIES

Course Specific Procedures/Policies

Procrastination Penalty

All students are responsible for having secure and reliable internet service. Nonetheless, internet services can be unpredictable at times. For this reason, **DO NOT WAIT UNTIL THE LAST MINUTE TO TAKE QUIZZES OR TURN IN ASSIGNMENTS.** If you turn in an assignment or try to take a quiz after 11:00 PM, I will not re-open the assignment or quiz and you will lose points for that assignment or quiz.

Syllabus Change Policy

The syllabus is a guide. Circumstances and events, such as student progress, may make it necessary for the instructor to modify the syllabus during the semester. Any changes made to the syllabus will be announced in advance.

University Specific Procedures

Student Conduct

All students enrolled at the University shall follow the tenets of common decency and acceptable behavior conducive to a positive learning environment. The Code of Student Conduct is described in detail in the [Student Guidebook](#).

<http://www.tamuc.edu/Admissions/oneStopShop/undergraduateAdmissions/studentGuidebook.aspx>

Students should also consult the Rules of Netiquette for more information regarding how to interact with students in an online forum: [Netiquette](#)

<http://www.albion.com/netiquette/corerules.html>

TAMUC Attendance

For more information about the attendance policy please visit the [Attendance](#) webpage and [Procedure 13.99.99.R0.01](#).

<http://www.tamuc.edu/admissions/registrar/generalInformation/attendance.aspx>

<http://www.tamuc.edu/aboutUs/policiesProceduresStandardsStatements/rulesProcedures/13students/academic/13.99.99.R0.01.pdf>

Academic Integrity

Students at Texas A&M University-Commerce are expected to maintain high standards of integrity and honesty in all of their scholastic work. For more details and the definition of academic dishonesty see the following procedures:

[Undergraduate Academic Dishonesty 13.99.99.R0.03](#)

<http://www.tamuc.edu/aboutUs/policiesProceduresStandardsStatements/rulesProcedures/13students/undergraduates/13.99.99.R0.03UndergraduateAcademicDishonesty.pdf>

[Graduate Student Academic Dishonesty 13.99.99.R0.10](#)

<http://www.tamuc.edu/aboutUs/policiesProceduresStandardsStatements/rulesProcedures/13students/graduate/13.99.99.R0.10GraduateStudentAcademicDishonesty.pdf>

ADA Statement

Students with Disabilities

The Americans with Disabilities Act (ADA) is a federal anti-discrimination statute that provides comprehensive civil rights protection for persons with disabilities. Among other

things, this legislation requires that all students with disabilities be guaranteed a learning environment that provides for reasonable accommodation of their disabilities. If you have a disability requiring an accommodation, please contact:

Office of Student Disability Resources and Services

Texas A&M University-Commerce

Gee Library- Room 162

Phone (903) 886-5150 or (903) 886-5835

Fax (903) 468-8148

Email: studentdisabilityservices@tamuc.edu

Website: [Office of Student Disability Resources and Services](#)

<http://www.tamuc.edu/campusLife/campusServices/studentDisabilityResourcesAndServices/>

Nondiscrimination Notice

Texas A&M University-Commerce will comply in the classroom, and in online courses, with all federal and state laws prohibiting discrimination and related retaliation on the basis of race, color, religion, sex, national origin, disability, age, genetic information or veteran status. Further, an environment free from discrimination on the basis of sexual orientation, gender identity, or gender expression will be maintained.

Campus Concealed Carry Statement

Texas Senate Bill - 11 (Government Code 411.2031, et al.) authorizes the carrying of a concealed handgun in Texas A&M University-Commerce buildings only by persons who have been issued and are in possession of a Texas License to Carry a Handgun. Qualified law enforcement officers or those who are otherwise authorized to carry a concealed handgun in the State of Texas are also permitted to do so. Pursuant to Penal Code (PC) 46.035 and A&M-Commerce Rule 34.06.02.R1, license holders may not carry a concealed handgun in restricted locations.

For a list of locations, please refer to the [Carrying Concealed Handguns On Campus](#) document and/or consult your event organizer.

Web url:

<http://www.tamuc.edu/aboutUs/policiesProceduresStandardsStatements/rulesProcedures/34SafetyOfEmployeesAndStudents/34.06.02.R1.pdf>

Pursuant to PC 46.035, the open carrying of handguns is prohibited on all A&M-Commerce campuses. Report violations to the University Police Department at 903-886-5868 or 9-1-1.