

Class Voice Spring 2024
TAMUC
Department Of Music
MUS 139.001 and 139.002
Instructor: Kay George
kay.george@tamuc.edu
972 948-5643
Office Hours: By Appointment
Class Time: (001)TR 11:00-12:20
(002)TR 2:00-3:20
Location: MB 105

Course Description:

MUS 139 is a class for instrumental music majors and elective students to learn the fundamentals of vocal technique and pedagogy.

Course Objectives:

Upon the completion of this course, students will be able to:

- 1) Explain basic vocal anatomy and technique using singing terms
- 2) Apply these concepts to solo and ensemble singing
- 3) Develop an ear for different timbres, styles, and genres of professional singing
- 4) Discuss issues related to the care of the professional voice
- 5) Demonstrate effective voice building exercises and their appropriate goals
- 6) Demonstrate more confidence in performing

Textbook:

The Singing Book (Third Edition) by Meribeth Dayme, and Cynthia Vaughn, W.W. Norton & Company. ISB-13:978-0393920253 **You may purchase this book, but it is not required.** Lectures and slide presentations on voice production, technique and pedagogy will be based on the content of this textbook. I will post lecture slide presentations immediately AFTER the class in which they're presented. The song anthology section will be used for the second solo song presentation. For that reason, if you're interested in purchasing the book, Amazon is a good option.

Other Required Material:

Notebook/Journal for in-class notes and homework (digital or other). Please bring this every day.

Grading Scale:

> 90% = A	> 80% = B	> 70% = C	> 60 % = D	Below 60% = F
-----------	-----------	-----------	------------	---------------

Engagement:

Engagement in this course is the students's responsibility. It is expected that, as future teachers, education students model professional and courteous behavior by attending every class and arriving to class on time. This is a PERFORMANCE class. You are expected to be on time and participate fully in each class. You will sing as part of a group or solo in EVERY class. If you are sick please stay at home. All of the topics listed in the schedule will be covered, but the order or the pacing may change depending on the progress and the needs of each class. You are expected to take notes in class and complete your assignments.

Course Grading Details:

Sung Solo Presentations- (2) These are worth 40% of the final grade (20% each). Both sung presentations will be presented in class.

The **first sung presentation** will be an Italian song that the entire class will work on together. It does not need to be memorized when it is presented in class for the first sung presentation.

The **second sung presentation** will be a song of your choice from The Singing Book 3rd ed. which you will prepare in class & on your own. You may choose any style or language. It must be memorized for the second sung presentation.

Written Exams- (2) These are worth 30% of the final grade (15% each). These are "open book" exams. The lecture topics cover materials on which you'll be tested and you'll be able to use your notes from the lecture/presentations. They will be uploaded to D2L and taken in class.

Graded assignments- (6) These are worth 10% of the final grade (about 1.65% each). Info TBA for submission of assignments 4-6. The first three will be completed in class.

Concert report of a song recital- (1) You must attend a solo vocal recital of your choosing and write a review. I will have a list of student and faculty recitals at TAMUC this semester that you can choose from. The review must be typed, double-spaced, and in 12 point font. The review should be about a page in length. **The report is worth 20% of the final grade. D2L submission will be available.**

Attendance:



Unexcused absences are unprofessional, and they will not be allowed when you are a resident or a teacher in the field. Excused absences include illness with a doctor's note, jury duty, or the death of an immediate family member. If you must miss class for any reason,

such as a sudden illness or car trouble (for commuters only), you are expected to communicate with the instructor via text or email.

Absent students will, by default, be unable to makeup tests or submit assignments for that day's work until proof of excused absence is provided. Once provided you have **two days** to submit past due assignments or makeup a scheduled test. It is the student's responsibility to reschedule a test. Failure to provide a **physician's note, jury summons**, or other proof confirming the legitimacy of the absence will result in the classification of that absence as unexcused. Students who are absent are expected to review the lecture slide presentation in D2L. **The instructor reserves the right to drop any student who misses more than four class sessions, regardless of the reason.** If absences are accumulated after the drop date (**Jan. 30**), the student will receive a failing grade. Be aware of any required department/university-sponsored events, tour dates, or other activities that may cause you to miss class and communicate this to the instructor **by January 30**. These will be considered on a case-by-case basis. They are **not** automatically excused. Final classification of absences will be at the sole discretion of the instructor. Do not schedule any personal obligations during class time. **Three times tardy** or leaving early will result in an unexcused absence on the third tardy.

The class session is 80 minutes long. You will be dismissed after 55 minutes on announced dates to give small groups or individuals focused coaching time. This is ideal practice time for students who are not coaching that day.

Course Schedule:

Date	Topics	Homework
Jan. 11, 2024	<ul style="list-style-type: none">- Syllabus- Divide into 4 groups- ●A1: syllabus quiz in class (graded assignment)-  thinking about your voice type	 What is your voice type? Decide whether you are a high voice or a low voice this weekend. Note: Your voice tells you what it is, not the other way around.

Jan. 16, 2024	<ul style="list-style-type: none"> - <u>Lecture</u>: Basic Components of Singing (Motor, Vibrator, Resonator, Articulator) - 🎵 thinking about voice type distinctions in solo and choral singing 	<p>Review your notes on the lecture and the slide presentation.</p> <p>Note: Bring a yoga mat next time if you want. We may be on the floor a bit.</p>
Jan. 18, 2024	<ul style="list-style-type: none"> - Hand out Italian song packets - 🎵 A2: questionnaire completed in class (graded assignment) 	<p>🎵 Do 3 15-30 minute practice sessions incorporating breathing concepts discussed in the demonstration.</p>

Jan. 23, 2024	<ul style="list-style-type: none"> - <u>Lecture and demonstration</u>: Fueling the motor: anatomy & biomechanics of breathing 🎵 - 🎵 putting it together: body alignment & posture 	<p>Review your notes on the lecture and the slide presentation.</p> <p>🎵 Do 2 15-30 minute practice sessions incorporating concepts discussed on posture and body alignment for singing.</p>
Jan. 25, 2024	<ul style="list-style-type: none"> - <u>Lecture</u>: Cartilages & bones of the vocal tract - 🎵 Italian song tessitura: which key is right for you? 	<p>Review your notes on the lecture and the slide presentation.</p> <p>🎵 Do 3 30 minute practice sessions on the Italian song in your chosen key.</p>

Jan. 30, 2024	<p>- <u>Lecture</u>: Anatomy & biomechanics of the vocal folds</p> <p>- ●A3: Build the human vocal tract in modeling clay in class (graded assignment) There will be a model for each of the 4 groups. Each model will be graded. Students receive the grade assigned to the model for their group. Craft supplies provided.</p>	<p>Review your notes on the lecture & the slide presentation</p> <p>🎵 Do 3 30 minute practice sessions on the Italian song.</p>
Feb. 1, 2024	<p>- 🎵 vocalizing: more than a warmup</p> <p>- 🎵 Italian song: melody & rhythm</p> <p>-Anatomy review for Exam 1</p>	<p>Study for Exam 1 using your notes and slides from the lectures.</p> <p>BRING A LAPTOP OR TABLET FOR TAKING EXAM 1 WHICH WILL BE IN CLASS ON D2L ON 2/6.</p>
Feb. 6, 2024	Exam 1 (written)	<p>🎵 Do 3 30 minute practice sessions: vocalize (voice build) using the basic exercise reps we used on Feb.1 in class then practice the Italian song. (15/15)</p>
Feb. 8, 2024	NO CLASS- TMEA	<p>🎵 Repeat homework for Feb. 6.</p>
Feb. 13, 2024	<p>-<u>Lecture & demonstration</u>: IPA basics</p> <p>-🎵 singing in Italian with the help of IPA & a translation</p>	<p>- ●A4: IPA homework (graded assignment) D2L submission</p> <p>🎵 Do 2 30 minute practice sessions: after vocalizing, sing the Italian song in the language using IPA to help you.</p>








Feb. 15, 2024	<ul style="list-style-type: none"> - Turn in A4 (D2L submission) - 🎵 vocalizing: use the right vowel(s) for the job - 🎵 Who's ready to stand up & try their Italian song in class in a short coaching session? 	<p>🎵 Do 3 30 minute practice sessions: after vocalizing, sing the Italian song in the language applying all the technical and phonetic skills presented so far.</p>
Feb. 20, 2024	<ul style="list-style-type: none"> - <u>Lecture</u>: Transcribing an Italian song (not the one your doing for SP 1) & translation tools: I translation, L translation or both? Translation sources - 🎵 private coaching for tenors on the Italian song (4-6 students) Other students are dismissed at 50 minute mark. 	<p>Review your notes on the lecture & the slide presentation. Use this info to complete A5.</p> <p>🎵 Do 2 30 minute practice sessions: after vocalizing, sing the Italian song applying technical concepts.</p>
Feb. 22, 2024	<ul style="list-style-type: none"> - 🎵 vocalizing & voice building: vowels and registers - 🎵 private coaching for basses & baritones on the Italian song (4-6 students) Other students are dismissed at 50 minute mark. 	<p>🎵 Do 3 30 minute practice sessions: after vocalizing, spend the remainder of the session on the Italian song.</p>

Feb. 27, 2024	<p>-<u>Lecture</u>: Resonance & vowel formants</p> <p>-🎵 vocalizing focus on Italian vowels /a/ /ε/</p> <p>- 🎵 private coaching for high treble (sopranos) voices on the Italian song (4-6 students) Other students are dismissed at 50 minute mark.</p>	<p>- ●A5: IPA Transcribe the text of the Italian song and translate it into English using the translation form (graded assignment) D2L submission</p> <p>Read your notes on the lecture and review the slide presentation.</p> <p>🎵 Do 2 30 minute practice sessions: after vocalizing, use the remainder of the session for the Italian song.</p>
Feb. 29, 2024	<p>-Turn in A5 (D2L submission)</p> <p>- 🎵 vocalizing with a focus on the “open throat” /ɔ/ /o/ & /u/</p> <p>-🎵 private coaching for low treble (mezzo soprano) voices on the Italian song (4-6 students) Other students are dismissed at the 50 minute mark.</p>	<p>🎵 Do 3 30 minute practice sessions: after vocalizing, use the remainder of the session for the Italian song.</p>
March 5, 2024	<p>-<u>Lecture</u>: Vocal hygiene & health</p> <p>- 🎵 singing with the open throat in Italian even on /i/ & /e/</p> <p>- 🎵 private coaching on the Italian song- student(s) TBD Other students are dismissed at the 50 minute mark.</p>	<p>Read your notes on the lecture & review the slide presentation.</p> <p>🎵 Do 2 30 minute practice sessions: after vocalizing, sing the Italian song applying technical concepts.</p>
March 7, 2024	<p>- Songs for Solo Presentation 2: listening, singing</p> <p>- 🎵 private coaching on the Italian song- student(s) TBD Other students are dismissed at the 50 minute mark.</p>	<p>🎵 Do 4 30 minute practice sessions: Italian song</p>

March 11-15, 2024	SPRING BREAK- NO CLASS	
March 19, 2024	Solo presentation 1 (sung) Day 1 (A-M) in class	🎵 Vocalize; narrow down your choice of songs for SP 2 from <i>The Singing Book</i> 3rd ed.
March 21, 2024	Solo presentation 1 (sung) Day 2 (N-Z) in class	🎵 Vocalize; narrow down your choice of songs for SP 2 from <i>The Singing Book</i> 3rd ed.
March 26, 2024	<ul style="list-style-type: none"> - Review for Exam 2 all lectures 2/13-3/5 - Discussion: What to consider when choosing the song for Solo Presentation 2. - Listening 	<p>Study for Exam 2 using your notes and slides from the lectures.</p> <p>BRING A LAPTOP OR TABLET FOR TAKING EXAM 1 WHICH WILL BE IN CLASS ON D2L ON 3/28.</p>
March 28, 2024	Exam 2 (written)	🎵 On 4/2 your choice of a song must be finalized. No changing after that date. Vocalize; then make your final decision. Remember this one is memorized.
April 2, 2024	<p>-IPA review for A6</p> <p>🎵 in class coaching on SP2</p> <ul style="list-style-type: none"> - List: You commit to the song you want to prepare for SP2. I have the final say. No more than 2 students on a song per class section. - scheduling for class time private lesson/coaching 	<p>Review notes for IPA and begin working on A6</p> <p>🎵 Do 2 30 minute practice sessions: after vocalizing, begin learning your song for SP2</p>

<p>April 4, 2024</p>	<ul style="list-style-type: none"> - Ideas for Concert Review and a rubric - Overview of songs for SP2 <p>🎵 in class coaching on SP2</p>	<p>Review notes for Concert Review. Begin a draft of your review IF you have already attended the recital you want to review.</p> <p>🎵 Do 3 30 minute practice sessions: after vocalizing, continue learning your song for SP2.</p>
<p>April 9, 2024</p>	<ul style="list-style-type: none"> - Learning & memorizing a song - Questions: IPA for A6 <p>🎵 Focus on vocalizing/voice building in class help with technical hurdles</p> <p>🎵 Private lesson/coaching for SP 2 Dismissal at 50 min. mark</p>	<p>Continue work on your Concert Review.</p> <p>Review notes for Learning & memorizing a song.</p> <p>🎵 Do 2 30 minute practice sessions: after vocalizing, continue learning your song for SP2 using the concepts presented in class in Learning a song.</p>
<p>April 11, 2024</p>	<ul style="list-style-type: none"> - Questions: IPA for A6: work on individual transcriptions <p>🎵 SP 2 style questions & vocalizing for vocal health</p> <p>🎵 Private lesson/coaching for SP 2 Dismissal at 50 min. mark</p>	<ul style="list-style-type: none"> - ●A6: IPA for your song - SP 2 (graded assignment) D2L submission <p>🎵 Do 3 30 minute practice sessions: after vocalizing, continue learning your song for SP2 using the concepts presented in class in Learning a song. Have you addressed any technical issues with your song? Bring them up in your lesson if not.</p>

<p>April 16, 2024</p>	<ul style="list-style-type: none"> - Turn in A6 (D2L submission) - How to create a character for your song- SP2 - 🎵 Vocalizing: vocal fold contact 🎵 Private lesson/coaching for SP 2 Dismissal at 50 min. mark 	<p>Review notes on How to create a character for your song.</p> <p>Continue work on your Concert Review.</p> <p>🎵 Do 2 30 minute practice sessions: after vocalizing, continue learning your song for SP2 using the concepts presented in class in Creating a character.</p>
<p>April 18, 2024</p>	<ul style="list-style-type: none"> -Memorizing a text: poetic text analysis 🎵 vocalizing: breath, appoggio, support, vibrato 🎵 Private lesson/coaching for SP 2 Dismissal at 50 min. mark 	<p>Continue work on your Concert Review.</p> <p>Review notes on Memorizing a text.</p> <p>🎵 Do 3 30 minute practice session: after vocalizing, practice your song for SP 2. Begin memorizing it using poetic analysis.</p>
<p>April 23, 2024</p>	<ul style="list-style-type: none"> -Memorizing a text: repetition 🎵 vocalizing: open throat/closed mouth (voce aperta/voce chiusa)- space 🎵 Private lesson/coaching for SP 2 Dismissal at 50 min. mark 	<p>Continue work on your Concert Review.</p> <p>Review notes on Memorizing a text.</p> <p>🎵 Do 2 30 minute practice sessions: after vocalizing, practice your song for SP 2. Continue memorizing it using repetition.</p>
<p>April 25, 2024</p>	<ul style="list-style-type: none"> -Memorizing a text for singing: subtext & characterization 🎵 In class coaching for ? 🎵 Private lesson/coaching for SP 2 Dismissal at 50 min. mark 	<p>Continue work on your Concert Review.</p> <p>Review notes on subtext memorization.</p> <p>🎵 Do 3 30 minute practice sessions: after vocalizing, practice your song for SP 2. Finishing the memorizing process. If you are adding a character begin thinking about that.</p>

April 30, 2024	 vocalizing  In class coaching for ?  Private lesson/coaching for SP 2 Dismissal at 50 min. mark	Concert Report of a Song Recital- (D2L submission)  Do 2 30 minute practice sessions: after vocalizing, practice your song for SP 2. Finishing the memorizing process. If you are adding a character begin thinking about that.
May 2, 2024	- Turn in Concert Report of a Song Recital- D2L submission  In class coaching for ?  Private lesson/coaching for SP 2 Dismissal at 50 min. mark	 Practice your solo every day for 30 minutes until you present it in the final exam time. Tip: Dress professionally for this solo presentation.
Final exam week	Solo presentation 2 (sung) A-Z During the final exam time	

UNIVERSITY SPECIFIC PROCEDURES:

Student Conduct

All students enrolled at the University shall follow the tenets of common decency and acceptable behavior conducive to a positive learning environment. The Code of Student Conduct is described in detail in the [Student Guidebook](#).

<http://www.tamuc.edu/Admissions/oneStopShop/undergraduateAdmissions/student-Guidebook.aspx>

Students should also consult the Rules of Netiquette for more information regarding how to interact with students in an online forum: <https://www.britannica.com/topic/netiquette>

TAMUC Attendance

For more information about the attendance policy please visit the [Attendance webpage](#) and [Procedure 13.99.99.R0.01](#).
<http://www.tamuc.edu/admissions/registrar/generalInformation/attendance.aspx>

<http://www.tamuc.edu/aboutUs/policiesProceduresStandardsStatements/rulesProcedures/13students/academic/13.99.99.R0.01.pdf>

Academic Integrity

Students at Texas A&M University-Commerce are expected to maintain high standards of integrity and honesty in all of their scholastic work. For more details and the definition of academic dishonesty see the following procedures:

[Undergraduate Academic Dishonesty 13.99.99.R0.03](#)
[Undergraduate Student Academic Dishonesty Form](#)

<http://www.tamuc.edu/aboutUs/policiesProceduresStandardsStatements/rulesProcedures/documents/13.99.99.R0.03UndergraduateStudentAcademicDishonestyForm.pdf>

[Graduate Student Academic Dishonesty Form](#)

<http://www.tamuc.edu/aboutUs/policiesProceduresStandardsStatements/rulesProcedures/13students/undergraduates/13.99.99.R0.03UndergraduateAcademicDishonesty.pdf>

Students with Disabilities-- ADA Statement

The Americans with Disabilities Act (ADA) is a federal anti-discrimination statute that provides comprehensive civil rights protection for persons with disabilities. Among other things, this legislation requires that all students with disabilities be guaranteed a learning environment that provides for reasonable accommodation of their disabilities. If you have a disability requiring an accommodation, please contact:

Office of Student Disability Resources and Services

Texas A&M University-Commerce

Velma K. Waters Library Rm 162

Phone (903) 886-5150 or (903) 886-5835

Fax (903) 468-8148

Email: studentdisabilityservices@tamuc.edu

Website: [Office of Student Disability Resources and Services](#)

<http://www.tamuc.edu/campusLife/campusServices/studentDisabilityResourcesAndServices/>

Nondiscrimination Notice

Texas A&M University-Commerce will comply in the classroom, and in online courses, with all federal and state laws prohibiting discrimination and related retaliation on the basis of race, color, religion, sex, national origin, disability, age, genetic informa-

tion or veteran status. Further, an environment free from discrimination on the basis of sexual orientation, gender identity, or gender expression will be maintained.

Campus Concealed Carry Statement

Texas Senate Bill - 11 (Government Code 411.2031, et al.) authorizes the carrying of a concealed handgun in Texas A&M University-Commerce buildings only by persons who have been issued and are in possession of a Texas License to Carry a Handgun. Qualified law enforcement officers or those who are otherwise authorized to carry a concealed handgun in the State of Texas are also permitted to do so. Pursuant to Penal Code (PC) 46.035 and A&M-Commerce Rule 34.06.02.R1, license holders may not carry a concealed handgun in restricted locations.

For a list of locations, please refer to the [Carrying Concealed Handguns On Campus](#) document and/or consult your event organizer.

Web url: <http://www.tamuc.edu/aboutUs/policiesProceduresStandardsStatements/rules-Procedures/34SafetyOfEmployeesAndStudents/34.06.02.R1.pdf>

Pursuant to PC 46.035, the open carrying of handguns is prohibited on all A&M-Commerce campuses. Report violations to the University Police Department at 903-886-5868 or 9-1-1.

A&M-Commerce Supports Students' Mental Health

The Counseling Center at A&M-Commerce, located in the Halladay Building, Room 203, offers counseling services, educational programming, and connection to community resources for students. Students have 24/7 access to the Counseling Center's crisis assessment services by calling 903-886-5145. For more information regarding Counseling Center events and confidential services, please visit www.tamuc.edu/counsel