



History of Rock and Roll MUS 1309 – Summer 2020

Summer I (40295): June 1 – July 2, 2020

Summer II (50695): July 6 – August 6, 2020

Instructor: Ryan M. Yahl
Office: Music Building - 194
E-Mail: ryan.yahl@tamuc.edu
Office Hours: Through email

COURSE INFORMATION

Required Materials: Online Access to *History of Rock and Roll*, Sixth Edition by Thomas E. Larson
Internet Access Computer

Course Description: The social, cultural, and stylistic history of rock and roll music. The class begins with important precedents such as jazz and blues. In addition to addressing styles actually sold under the rock marketing label, we will cover genres and styles that were influenced by rock and roll but sold under different labels, such as soul, funk, salsa, disco, and hip-hop. Attention will also be given to global varieties of rock and roll.

Student Learning Outcomes:

- Relate rock and roll music to its society and culture through reading assignments, listening assignments, and end of chapter assessments.
- Aurally identify elements of rock style from various eras and genres through guided listening exercises.
- Expound and defend critical positions on individual pieces or performances of music.

Student Expectations and Required Technology:

- To fully participate in online courses, you will need to use a current Flash enabled internet browser. For PC and Mac users the suggested browser is Google Chrome or Mozilla Firefox.
- You will need regular access to a computer with a broadband Internet connection. The minimum computer requirements are:
 - 512 MB of RAM, 1 GB or more preferred
 - Video display capable of high-color 16-bit display 1024 x 768 or higher resolution
- You must have a:
 - Sound card, which is usually integrated into your desktop or laptop computer
 - Speakers or headphones.
- Both versions of Java (32 bit and 64 bit) must be installed and up to date on your machine. At a minimum Java 7, update 51, is required to support the learning management system. The most current version of Java can be downloaded at: [JAVA web](#)

site <http://www.java.com/en/download/manual.jsp>

Note: Personal computer and internet connection problems do not excuse the requirement to complete all course work in a timely and satisfactory manner. Each student needs to have a backup method to deal with these inevitable problems. These methods might include the availability of a backup PC at home or work, the temporary use of a computer at a friend's home, the local library, office service companies, Starbucks, a TAMUC campus open computer lab, etc.

Assessment: Included in the Larson text are 13 chapters. You do not need to complete the study questions, but you do need to complete the quiz and test associated with each chapter. Your score on the 13 chapter quizzes and tests will determine your grade in the course. If you are not pleased with your score on a quiz, you have the option to retake it for a higher grade. If you are not pleased with your score on a test, please email me, and I will issue you a re-take. I will accept the higher of your two scores.

Grading Scale: The grading scale for the course is as follows:

A = 90-100 B = 80-99 C = 70-79 D = 60-69 F = 0-59

Throughout the term I will input your quiz and test scores to D2L, so you have the opportunity to see your grade for course.

The following statements are required by either University policy, state, or federal law:

University Mission Statement:

Texas A&M University-Commerce nurtures and educates for success through access to academic research, and service programs of high quality.

Music Department Mission Statement:

The Music Department of Texas A&M University-Commerce promotes excellence in music through the rigorous study of music history, literature, theory, composition, pedagogy, and the preparation of music performance in applied study and ensembles to meet the highest standards of aesthetic expression.

Disability Resources Statement:

The Americans with Disabilities Act (ADA) is a federal anti-discrimination statute that provides comprehensive civil rights protection for persons with disabilities. Among other things, this legislation requires that all students with disabilities be guaranteed a learning environment that provides for reasonable accommodation of their disabilities. If you have a disability requiring an accommodation, please contact:

Office of Student Disability Resources and Services Texas A&M University-Commerce
Gee Library, Room 132
(908) 886-5150, or (903) 886-5835, telephone
(903) 468-8148, fax
StudentDisabilityServices@tamuc.edu

Non-Discrimination Statement:

Texas A&M University-Commerce will comply in the classroom, and in online courses, with all federal and state laws prohibiting discrimination and related retaliation on the basis of race, color, religion, sex, national origin, disability, age, genetic information, or veteran status. Further, an environment free from discrimination on the basis of sexual orientation, gender identity, or gender expression will be maintained.

Behavioral Statement:


All students enrolled at the University shall follow the tenets of common decency and acceptable behavior conducive to a positive learning environment (Student's Guide Handbook, Policies and Procedures, Conduct.)

Course Schedule: This course is “at your own pace,” meaning that you are responsible for completing the entire course by the end of the term. All of the materials are available to you now, so please create a plan so that you do not fall behind in the course. If you finish early, that is great, but if you wait until the last day to complete the course, you will most likely not be satisfied with the result.

How to Purchase the Text:

1. Go to he.kendallhunt.com/larsonrock

[«RETURN TO SEARCH RESULTS](#)



History of Rock and Roll

Author(s): *Thomas E. Larson*

Edition: 6

Copyright: 2018

CHOOSE YOUR FORMAT [Help Me Choose](#)



Details: eBook w/ Webcom 3 and KHQ | 180 days | [i](#)

Ebook Package

\$90.00

QTY:

1

ISBN 9781524998493

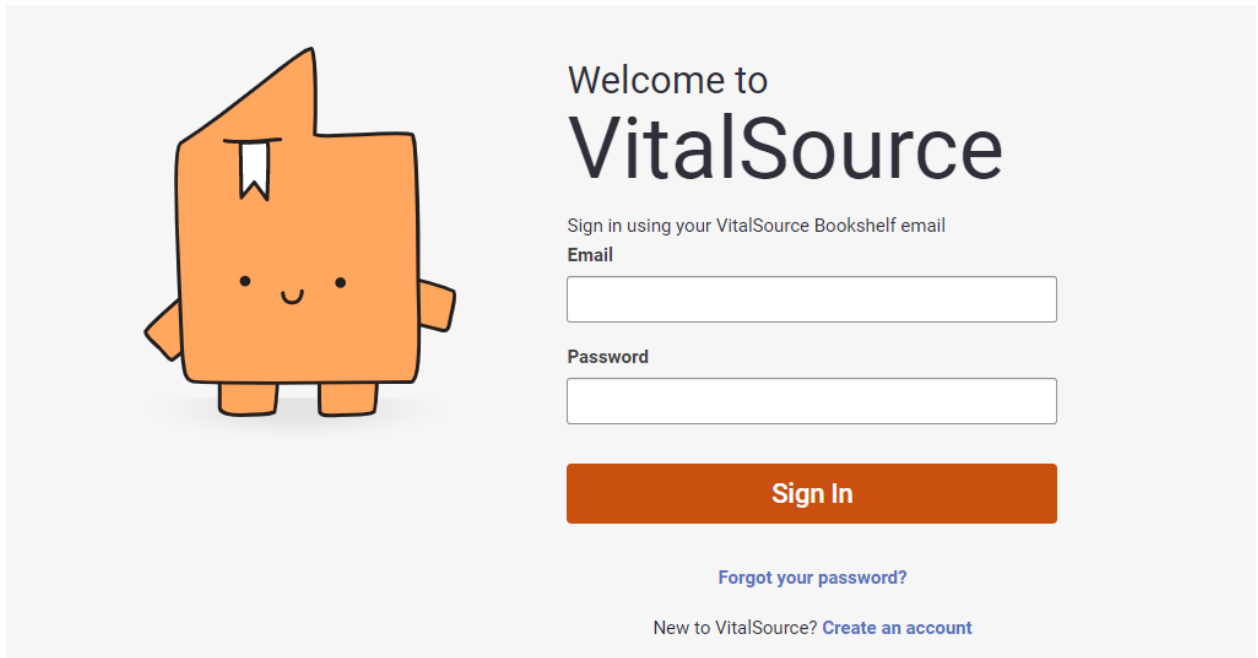
Details eBook w/ Webcom 3 and KHQ
180 days

[add to cart](#)

2. Make sure the eBook Package is selected. Click “add to cart”.
3. Complete the purchase by entering billing information
 - a. **NOTE** the email address you enter is the email address the codes for the eBook and WebCOM will be sent.

How to Redeem your eBook code

1. Go to vitalsource.com
2. Click “Redeem”
3. Either sign in with your existing account or click “Create an account”

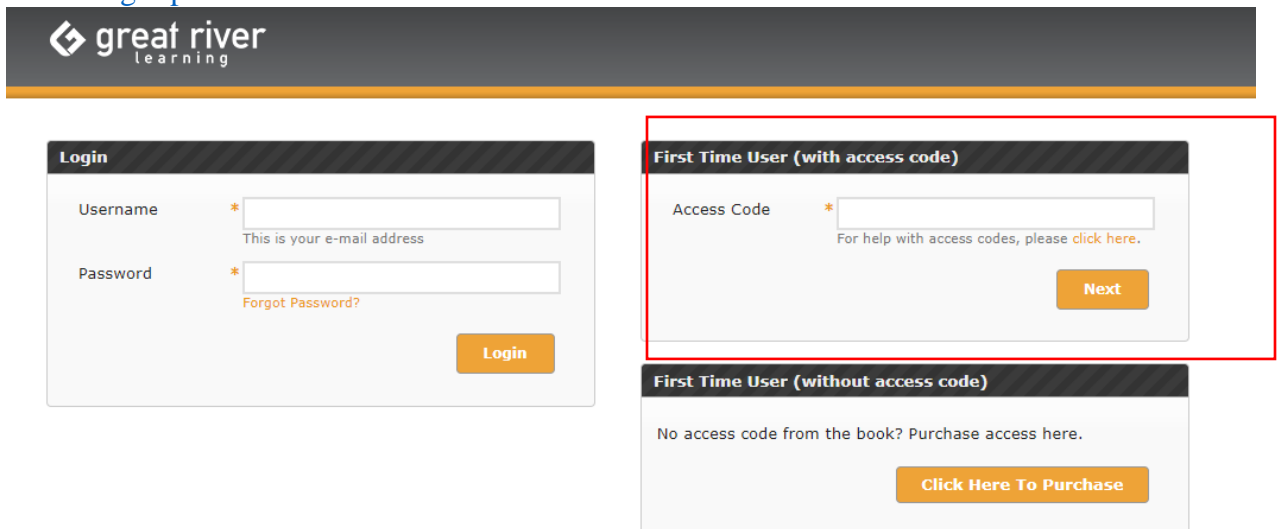


4. Enter the code for the eBook. Codes are good for one time use only, after initial set up the email address and password are used to login.

For assistance with VitalSource accounts, email support@vitalsource.com or call 1-855-200-4146

How to Redeem your WebCOM Code

1. Go to grtep.com



2. Enter your access code into the “First Time User” area
3. Follow the prompts to set up your account.
4. After the initial set up the email address and password will be used to sign in.

For Assistance, contact Websupport at webcom@kendallhunt.com or by clicking the “Contact web support” link on the bottom of any page.