

SYLLABUS
Coun 611: INTRODUCTION TO MARRIAGE & FAMILY
COUNSELING/THERAPY
Fall 2016

INSTRUCTOR

Linda Ball, Ed.D

Preferred contact, e-mail: linda.ball@tamuc.edu

(903) 886-5637 (main office)

(903) 886-5649

OFFICE HOURS*: To be set at the beginning of Fall semester


COURSE DESCRIPTION

611. *Introduction to Marriage and Family Counseling/Therapy.*(3 sem hrs). A survey of the historical development and principal conceptualizations of marital and family counseling/therapy. Goals include an initial examination and comparison of various theories currently employed in the field with an emphasis on interview techniques. Subject areas to be covered include the various schools of family counseling/therapy, along with current trends and issues in marriage and family counseling/therapy. –*TAMUC Graduate Catalog*

This course uses lecture, discussion, videotapes, role-play, assigned readings, examinations, case studies, research/reflection papers, and experiential exercises to explore the marriage, family, and relationship counseling field. *Students are encouraged to reflect on their own family and relationship experiences as they may impact their training and practice as professional counselors.*

TEXTBOOK:

Gladding, S. T. (2010). *Family therapy: History, theory, and practice* (5th ed.). Upper Saddle River, NJ: Prentice Hall




Supplemental:

McGoldrick, M., Gerson, R. & Shellenberger, S. (2008). *Genograms: Assessment and intervention* (3rd ed.). NY: Norton



Napier, A. (1978). *The Family Crucible*. NY: HarperCollins
Paperbacks ISBN: 9780060914899; ISBN10: 0060914890; Imprint




COURSE OBJECTIVES:

1. To introduce counselor trainees to the theories, therapeutic processes, and techniques involved in marriage, family, and relationship counseling.
2. To assist counselor trainees in developing their own approach to marriage, family, and relationship counseling relevant to school and agency settings.
3. To promote self-assessment and self-exploration by counselor trainees concerning their family of origin experiences in order to promote optimum functionality as a professional counselor.
4. To familiarize students with the marriage, family, and relationship counseling literature.
5. To introduce students to current issues and trends in the marriage, family, and relationship counseling field.
6. To familiarize students with specific issues pertinent to marriage, family and relationship counseling (e.g., gender, sexual orientation, ethnicity, and culture).

COURSE REQUIREMENTS AND GRADING

1. Regular class attendance is required. As this is a graduate course, more than three (3) absence will jeopardize successful completion of the course, i.e. **grade will be lowered.**
2. Appropriate (as defined by instructor) level of interaction/participation during classroom discussions and presentations is expected. Concerns/Infractions will be addressed individually by the instructor and recommendations made.

- Faculty are required to include in their course syllabi the following statement: "All students enrolled at the University shall follow the tenets of common decency and acceptable behavior conducive to a positive learning environment." (See Student's Guide Handbook, Policies and Procedures, Conduct)

3. One multiple-choice exam, with a section of application questions will be given. (approximately 50 questions.)
4. Outside projects (all graded on a  system): ✓+ = ~95; ✓= ~85; ✓- = ~75

a. **GENOGRAM PROJECT.** The Genogram Project has 4 parts:

- 1) a basic 3-generational genogram;
- 2) the same genogram with relational patterns added;
- 3) systems analysis based on your FOO; and
- 4) reflection on how your FOO has influenced you.

The supplemental *Genograms* text is helpful in the preparation of this assignment: Accuracy of genogram representation, demonstrated knowledge of family systems constructs, overall presentation (neatness, clarity), thoroughness, and depth of interaction

with material are all pieces to include for this project. Further directions and samples will be provided.

b. **CASE CONCEPTUALIZATION.** Using the “Hoover” family, select a family approach and apply this approach to the family. A handout with guidelines will be given, though basically you will include background information, assessment of the family along the lines of healthy functioning, constructs associated with this approach applied, role of the therapist, goals of treatment, and how you might use the techniques of this approach with a rationale for use. Again, your grade will be based on demonstrated applied knowledge of the constructs of the approach you select, overall presentation of the material, and thoroughness.

6. I'll determine your grade on this basis: The following components will be equally weighted:

1. Final Exam: 1/3 of your grade
2. Genogram: 1/3 of your grade
3. Case conceptualization: 1/3 of your grade

Thus, averaging the above:

A	90 & up
B	80-89
C	70-79

REQUESTS FOR SPECIAL ACCOMMODATIONS:

~ Faculty are encouraged to include in their course syllabi the following statements:

The Americans with Disabilities Act (ADA) is a federal anti-discrimination statute that provides comprehensive civil rights protection for persons with disabilities. Among other things, this legislation requires that all students with disabilities be guaranteed a learning environment that provides for reasonable accommodation of their disabilities. If you have a disability requiring an accommodation, please contact:

**Office of Student Disability Resources and Services
Texas A&M University-Commerce
Gee Library Rm 132
Phone (903) 886-5150 or (903) 886-5835
Fax (903) 468-8148**

NON-DISCRIMINATION POLICY

Faculty members teaching courses must also include in their syllabuses the following disavowal of discriminatory practices by the university (I have touched it up to name the university correctly, and to eliminate an unnecessarily ugly passive voice construction):

[Texas] A&M [University]-Commerce will comply in the classroom, and in online courses, with all federal and state laws prohibiting discrimination and related retaliation on the basis of race, color, religion, sex, national origin, disability, age, genetic information or veteran status. Further, [we will maintain] an environment free from discrimination on the basis of sexual orientation, gender identity, or gender expression ~~will be maintained.~~

TOPICAL OUTLINE OF CONTENT

DATE	TOPIC (May Vary)	READINGS	DUE
Week 1	Introduction to course and class		Video
Week 2&3	Characteristics; Family Systems Concepts of Families	Gladding Chapters 1, 2	
Week 4	Family Systems Concepts Hx & Process of Family Therapy		
Weeks 5 & 6	Bowen Family Therapy	Gladding Chapter 9; use of genograms	
Week 7	Experiential Family Therapy, esp. Satir Model	Gladding Chapter 10	
Weeks 8	Structural Family Therapy	Gladding Chapter 12	
Week 9	Strategic Family Therapy	Gladding Chapter 13	Genogram Project
Week 10	Solution-Focused Family Therapy	Gladding Chapter 14	
Week 11	Narrative Therapy	Gladding, Chapter..., Notes	
Week 12	Cultural Diversity in Family Therapy	Gladding Chapters 3	
Week 13	Thanksgiving, I do believe...	<i>Gobble gobble... And give Thanks</i>	
Week 14	Special Populations; Ethics, Integration,	Gladding: Single/Blended Families 4, 5 Ethics, 15	Case Conceptualization

Week 15	Catch up	<i>Whew... Do I hear an Amen?!</i>	
Week 16	Final Examination		

University mandates for course syllabi... some overlap from above.

TECHNOLOGY REQUIREMENTS

- To fully participate in online courses you will need to use a current Flash enabled internet browser. For PC and Mac users the suggested browser is Mozilla Firefox.
- You will need regular access to a computer with a broadband Internet connection. The minimum computer requirements are:
 - 512 MB of RAM, 1 GB or more preferred
 - Broadband connection required courses are heavily video intensive
 - Video display capable of high-color 16-bit display 1024 x 768 or higher resolution
- You must have a:
 - Sound card, which is usually integrated into your desktop or laptop computer
 - Speakers or headphones.
 - *For courses utilizing video-conferencing tools and/or an online proctoring solution, a webcam and microphone are required.
- Both versions of Java (32 bit and 64 bit) must be installed and up to date on your machine. At a minimum Java 7, update 51, is required to support the learning management system. The most current version of Java can be downloaded at: [JAVA web site http://www.java.com/en/download/manual.jsp](http://www.java.com/en/download/manual.jsp)
- Current anti-virus software must be installed and kept up to date.
- Run a browser check through the Pearson LearningStudio Technical Requirements website. [Browser Check http://help.ecollege.com/LS_Tech_Req_WebHelp/en-us/#LS_Technical_Requirements.htm#Browset](http://help.ecollege.com/LS_Tech_Req_WebHelp/en-us/#LS_Technical_Requirements.htm#Browset)

Running the browser check will ensure your internet browser is supported.

Pop-ups are allowed.

JavaScript is enabled.

Cookies are enabled.

- You will need some additional free software (plug-ins) for enhanced web browsing. Ensure that you download the free versions of the following software:
 - [Adobe Reader https://get.adobe.com/reader/](https://get.adobe.com/reader/)
 - [Adobe Flash Player \(version 17 or later\) https://get.adobe.com/flashplayer/](https://get.adobe.com/flashplayer/)
 - [Adobe Shockwave Player https://get.adobe.com/shockwave/](https://get.adobe.com/shockwave/)
 - [Apple Quick Time http://www.apple.com/quicktime/download/](http://www.apple.com/quicktime/download/)

- At a minimum, you must have Microsoft Office 2013, 2010, 2007 or Open Office. Microsoft Office is the standard office productivity software utilized by faculty, students, and staff. Microsoft Word is the standard word processing software, Microsoft Excel is the standard spreadsheet software, and Microsoft PowerPoint is the standard presentation software. Copying and pasting, along with attaching/uploading documents for assignment submission, will also be required. If you do not have Microsoft Office, you can check with the bookstore to see if they have any student copies.
- For additional information about system requirements, please see: [System Requirements for LearningStudio](https://secure.ecollege.com/tamuc/index.learn?action=technical)
<https://secure.ecollege.com/tamuc/index.learn?action=technical>

ACCESS AND NAVIGATION

Pearson LearningStudio (eCollege) Access and Log in Information

This course will be facilitated using Pearson LearningStudio, the learning management system used by Texas A&M University-Commerce. To get started with the course, go to [myLeo](#) and from the top menu ribbon select eCollege. Then on the upper left side of the screen click on the My Courses tab. <http://www.tamuc.edu/myleo.aspx>

You will need your campus-wide ID (CWID) and password to log into the course. If you do not know your CWID or have forgotten your password, contact the Center for IT Excellence (CITE) at 903.468.6000 or helpdesk@tamuc.edu.

Note: It is strongly recommended you perform a “Browser Test” prior to the start of your course. To launch a browser test login to Pearson LearningStudio, click on the My Courses tab, and then select the Browser Test link under Support Services.

Pearson LearningStudio Student Technical Support

Texas A&M University-Commerce provides students technical support for the use of Pearson LearningStudio.

Technical assistance is available 24/7 (24 hours, 7 days a week).

If you experience LearningStudio (eCollege) technical problems, contact the LearningStudio helpdesk at 1-866-656-5511 (toll free) or visit [Pearson 24/7 Customer Support Site](http://247support.custhelp.com/) <http://247support.custhelp.com/>

The student help desk may be reached in the following ways:

- **Chat Support:** Click on '*Live Support*' on the tool bar within your course to chat with a Pearson LearningStudio Representative.

- **Phone:** 1-866-656-5511 (Toll Free) to speak with Pearson LearningStudio Technical Support Representative.

Accessing Help from within Your Course: Click on the *'Tech Support'* icon on the upper left side of the screen inside the course. Then you will be able to get assistance via online chat or by phone.

Note: Personal computer and internet connection problems do not excuse the requirement to complete all course work in a timely and satisfactory manner. Each student needs to have a backup method to deal with these inevitable problems. These methods might include the availability of a backup PC at home or work, the temporary use of a computer at a friend's home, the local library, office service companies, Starbucks, a TAMUC campus open computer lab, etc.

Policy for Reporting Problems with Pearson LearningStudio

Should students encounter Pearson LearningStudio based problems while submitting assignments/discussions/comments/exams, the following procedure must be followed:

1. Students must report the problem to the help desk. You may reach the helpdesk at 1-866-656-5511.
2. Students must file their problem with the helpdesk and obtain a helpdesk ticket number
3. Once a helpdesk ticket number is in your possession, students should email me to advise me of the problem and provide me with the helpdesk ticket number.
4. I will call the helpdesk to confirm your problem and follow up with you

PLEASE NOTE: Your personal computer and internet access problems are not a legitimate excuses for filing a ticket with the Pearson LearningStudio Help Desk. Only Pearson LearningStudio based problems are legitimate reasons to contact the Help Desk.

You strongly are encouraged to check for your internet browser compatibility **BEFORE** the course begins and take the Pearson LearningStudio tutorial offered for students who may require some extra assistance in navigating the Pearson LearningStudio platform.

myLeo Support

Your myLeo email address is required to send and receive all student correspondence. Please email helpdesk@tamuc.edu or call us at 903-468-6000 with any questions about setting up your myLeo email account. You may also access information at [myLeo](https://leo.tamuc.edu).
<https://leo.tamuc.edu>

Learner Support

The [One Stop Shop](http://www.tamuc.edu/admissions/onestopshop/) was created to serve you by providing as many resources as possible in one location. <http://www.tamuc.edu/admissions/onestopshop/>


The [Academic Success Center](http://www.tamuc.edu/campusLife/campusServices/academicSuccessCenter/) provides academic resources to help you achieve academic success.

<http://www.tamuc.edu/campusLife/campusServices/academicSuccessCenter/>

FREE Mobile APPS

The Courses apps for phones have been adapted to support the tasks students can easily complete on a smaller device. Due to the smaller screen size course content is not presented.

The Courses app is free of charge. The mobile Courses Apps are designed and adapted for different devices.

	App Title:	iPhone – Pearson LearningStudio Courses for iPhone Android – LearningStudio Courses – Phone
	Operating System:	iPhone - OS 6 and above Android – Jelly Bean, Kitkat, and Lollipop OS
	iPhone App URL:	https://itunes.apple.com/us/app/pearson-learningstudio-courses/id977280011?mt=8
	Android App URL:	https://play.google.com/store/apps/details?id=com.pearson.lsphone

Once downloaded, search for Texas A&M University-Commerce, and it should appear on the list. Then you will need to sign into the myLeo Mobile portal.

The Courses App for Android and iPhone contain the following feature set:

- View titles/code/Instructor of all Courses enrolled in online
- View and respond to all discussions in individual Courses
- View Instructor Announcements in individual Courses
- View Graded items, Grades and comments in individual Courses
- Grade to Date
- View Events (assignments) and Calendar in individual Courses
- View Activity Feed for all courses
- View course filters on activities
- View link to Privacy Policy
- Ability to Sign out
- Send Feedback

LearningStudio Notifications

Students can be alerted to course activities via text on their mobile phones or up to two email addresses.

Based on their preferences, students can automatically receive a push notification with every new: course announcement, threaded discussion post, grade, and/or assignment without having to login to the course. Enrolled students will automatically receive email notifications for announcements and can opt out of this feature. To receive text notifications, students must opt in.

To begin setting up notifications, go into your course in LearningStudio and click on the bell-shaped Notifications icon on the main menu ribbon.

By default the student's university email address will appear. This cannot be changed in LearningStudio. Additional email addresses may be added by clicking the Add button. After all of the other selections are completed be sure to click the Save and Finish button.

COURSE AND UNIVERSITY PROCEDURES/POLICIES

Course Specific Procedures/Policies

Attendance/Lateness, Late Work, Missed Exams and Quizzes and Extra Credit

Syllabus Change Policy

The syllabus is a guide. Circumstances and events, such as student progress, may make it necessary for the instructor to modify the syllabus during the semester. Any changes made to the syllabus will be announced in advance.

University Specific Procedures

Student Conduct

All students enrolled at the University shall follow the tenets of common decency and acceptable behavior conducive to a positive learning environment. The Code of Student Conduct is described in detail in the [Student Guidebook](#).

<http://www.tamuc.edu/admissions/registrar/documents/studentGuidebook.pdf>

Students should also consult the Rules of Netiquette for more information regarding how to interact with students in an online forum: [Netiquette](#)

<http://www.albion.com/netiquette/corerules.html>

TAMUC Attendance

For more information about the attendance policy please visit the [Attendance](#) webpage and [Procedure 13.99.99.R0.01](#).

<http://www.tamuc.edu/admissions/registrar/generalInformation/attendance.aspx>

<http://www.tamuc.edu/aboutUs/policiesProceduresStandardsStatements/rulesProcedures/13students/academic/13.99.99.R0.01.pdf>

Academic Integrity

Students at Texas A&M University-Commerce are expected to maintain high standards of integrity and honesty in all of their scholastic work. For more details and the definition of academic dishonesty see the following procedures:

[Undergraduate Academic Dishonesty 13.99.99.R0.03](#)

<http://www.tamuc.edu/aboutUs/policiesProceduresStandardsStatements/rulesProcedures/13students/undergraduates/13.99.99.R0.03UndergraduateAcademicDishonesty.pdf>

[Graduate Student Academic Dishonesty 13.99.99.R0.10](#)

<http://www.tamuc.edu/aboutUs/policiesProceduresStandardsStatements/rulesProcedures/13students/graduate/13.99.99.R0.10GraduateStudentAcademicDishonesty.pdf>

ADA Statement

Students with Disabilities

The Americans with Disabilities Act (ADA) is a federal anti-discrimination statute that provides comprehensive civil rights protection for persons with disabilities. Among other things, this legislation requires that all students with disabilities be guaranteed a learning environment that provides for reasonable accommodation of their disabilities. If you have a disability requiring an accommodation, please contact:

Office of Student Disability Resources and Services

Texas A&M University-Commerce

Gee Library- Room 132

Phone (903) 886-5150 or (903) 886-5835

Fax (903) 468-8148

Email: Rebecca.Tuerk@tamuc.edu

Website: [Office of Student Disability Resources and Services](#)

<http://www.tamuc.edu/campusLife/campusServices/studentDisabilityResourcesAndServices/>

Nondiscrimination Notice

Texas A&M University-Commerce will comply in the classroom, and in online courses, with all federal and state laws prohibiting discrimination and related retaliation on the basis of race, color, religion, sex, national origin, disability, age, genetic information or veteran status. Further, an environment free from discrimination on the basis of sexual orientation, gender identity, or gender expression will be maintained.

Campus Concealed Carry Statement

Texas Senate Bill - 11 (Government Code 411.2031, et al.) authorizes the carrying of a concealed handgun in Texas A&M University-Commerce buildings only by persons who have been issued and are in possession of a Texas License to Carry a Handgun. Qualified law enforcement officers or those who are otherwise authorized to carry a concealed handgun in the State of Texas are also permitted to do so. Pursuant to Penal Code (PC) 46.035 and A&M-Commerce Rule 34.06.02.R1, license holders may not carry a concealed handgun in restricted locations.

For a list of locations, please refer to the [Carrying Concealed Handguns On Campus](#) document and/or consult your event organizer.

Web url:

<http://www.tamuc.edu/aboutUs/policiesProceduresStandardsStatements/rulesProcedures/34SafetyOfEmployeesAndStudents/34.06.02.R1.pdf>

Pursuant to PC 46.035, the open carrying of handguns is prohibited on all A&M-Commerce campuses. Report violations to the University Police Department at 903-886-5868 or 9-1-1.

ACADEMIC HONESTY

"All students enrolled at the University shall follow the tenets of common decency and acceptable behavior conducive to a positive learning environment." (See Student's Guide Handbook, Policies and Procedures, Conduct) "Graduate students at Texas A&M University-Commerce are expected to maintain high standards of integrity and honesty in all their scholastic work." (See Section A13.12, Academic Honesty, Texas A&M University-Commerce Procedures.)

UNIVERSITY CLOSING DUE TO WEATHER... (probably will not affect this online course)

Check <http://www.tamu-commerce.edu/> regarding class cancellations. Also, KETR radio on 88.9 FM and television channels 4, 5, and 8 (channel 7 for Tyler & Longview Area).