



Math 350.71W
COURSE SYLLABUS: Summer1 2015

Instructor: Dr. Brenda Reed
Office Location: WCB 110(on the Navarro College campus)
Office Hours: by appointment only
Office Phone: 903-875-7515
Office Fax: 903-875-7523
University Email Address: brenda.reed@navarrocollege.edu

COURSE INFORMATION

Materials – Textbooks, Readings, Supplementary Readings:

Textbook is Optional: A Problem Solving Approach to Mathematics for Elementary Teachers in the 11th edition by Billstein, Libeskind, and Lott.

You will be required to have an access code for My Math Lab. The course ID needed to register in the My Math Lab program is reed24395

Course Description: This course is designed for students planning on teaching EC – 8.

Student Learning Outcomes:

1. understand numbers, ways of representing numbers, relationships among numbers and number systems,
2. understand meanings of operations and how they relate to one another,
3. compute fluently and reasonable estimates
4. understand patterns, relations and functions
5. represent and analyze mathematical situations and structures using algebraic symbols
6. use mathematical models to represent and understand quantitative relationships
7. analyze change in various contexts

The goal of this course is to develop *understanding* of the mathematics. We are constantly going to be dealing with *WHY* more than *HOW*. As a future teacher you must be able to *explain* mathematics to your students, not just show them how to carry out mathematical procedures. We will focus on underlying structures and development of ideas. In addition, problem solving is a major component of this course. As a future mathematics teacher, you need to become familiar with and skilled in various types of problem solving techniques that are commonly used in mathematical thinking.

COURSE REQUIREMENTS

Grading:

Will be based on a midterm exam, homework and a final exam. In order to successfully mathematically prepare today's children for the technological world they face, a school teacher must have a solid understanding of a broad spectrum of mathematics, including mathematics at a level considerably beyond the grade he/she teaches.

Homework -	40%
Midterm -	30%
Final -	30%

Make-ups: Make up exams will only be given in the event of an extreme, documented emergency.

Attendance:

It is the prerogative of the instructor to drop students from courses in which they have accrued excessive absences (three or more). However, a student wishing to drop the course should do so. Failure to do so may result in a failing grade. Missing a homework due date counts as an absence.

TECHNOLOGY REQUIREMENTS

This is an essentially an online course. **Late work is not accepted.**

Internet access (high-speed preferred)

Word processing software (Microsoft Word preferred)

As a student enrolled at Texas A&M University-Commerce, you have access to an email account via myLeo - all my emails sent from eCollege (and all other university emails) will go to this account, so please be sure to check it regularly. Conversely, you are to email me via the eCollege email system or your myLeo email as our spam filters will catch yahoo, hotmail, etc.

ACCESS AND NAVIGATION

This course will be utilizing eCollege to enhance the learning experience, eCollege is the Learning Management System used by Texas A&M University-Commerce. To get started with the course, go to: <https://leo.tamu-commerce.edu/login.aspx>.

You will need your CWID and password to log in to the course. If you do not know your CWID or have forgotten your password, contact Technology Services at 903.468.6000.

COMMUNICATION AND SUPPORT

Interaction with Instructor Statement: Email is the preferred method of communication.

Texas A&M University-Commerce provides students technical support in the use of eCollege. The student help desk may be reached by the following means 24 hours a day, seven days a week. If you

experience issues while taking your exams or at any other point, feel free to contact the support desk.

Phone: 1-866-656-5511 (Toll Free) to speak with eCollege Technical Support Representative.

• **Email:** helpdesk@online.tamuc.org to initiate a support request with eCollege Technical Support Representative.

• **Help:** Click on the 'Help' button on the toolbar for information regarding working with eCollege

COURSE AND UNIVERSITY PROCEDURES/POLICIES

Course Specific Procedures:

You will be given homework that will be due approximately two to three times a week online. In addition, your exams will be administered in a face-to-face environment. The times are listed below. **If you cannot make these times, you will need to drop this course. The exam will not be given on the Commerce campus.**

Midterm:

On June 23rd, you will take the midterm exam from 12:00 pm – 2:00 pm. The exam will be on the Corsicana campus of TAMU-Commerce. The room will be announced at a later date.

You will need to bring a photo ID for the testing. Please be on time so that you have the full time for the test. Tests will be taken up at 7:00 regardless of what time you arrive.

Your only other option is to pay to take the exam at a local junior college testing center. The exam will not be given in Commerce and Commerce does not have a testing center for you to use. The closest testing center to Commerce is Paris Junior College. If you take the exam at a junior college, you are required to take the exam on the same day the midterm is given in Corsicana AND you must send me the name, email address, and phone number of the director of the testing center you wish to have your test sent to at least one week in advance. Failure to meet this deadline will require that you come to Corsicana to take the exam.

Final Exam:

On July 8th, you will take the final exam from 12:00 pm– 2:00 pm. The exam will be on the Corsicana campus of TAMU-Commerce. The room will be announced at a later date.

Your only other option is to pay to take the exam at a local junior college testing center. The exam will not be given in Commerce and Commerce does not have a testing center for you to use. The closest testing center to Commerce is Paris Junior College. If you take the exam at a junior college, you are required to take the exam on the same day the midterm is given in Corsicana AND you must send me the name, email address, and phone number of the director of the testing center you wish to have your test sent to at least one week in advance. Failure to meet this deadline will require that you come to Corsicana to take the exam.

Academic Honesty Policy

Texas A&M University-Commerce does not tolerate **plagiarism** and other forms of academic **dishonesty**. Conduct that violates generally accepted standards of academic honesty is defined as academic dishonesty. "Academic dishonesty" includes, but is not limited to, plagiarism (the appropriation or stealing of the ideas or words of another and passing them off as one's own),

cheating on exams or other course assignments, collusion (the unauthorized collaboration with others in preparing course assignments), and abuse (destruction, defacing, or removal) of resource material.

Disciplinary action for these offenses may include any combination of the following:

1. Point deduction on an assignment.
2. Failure for an assignment.
3. A grade of zero for an assignment.
4. Failure for the course.
5. Referral to the Academic Integrity Committee or department head for further action.
6. Referral to the Dean of the College of Education and Human Services, Business and Technology, Arts and Sciences, or Graduate School as appropriate.
7. Referral to the University Discipline Committee.
8. Communication of student's behavior to the Teacher Certification Office and/or Dean of the College of Education as constituting a reason to bar student from entering into or continuing in a teacher certification program. Procedures, A 13.04, 13.12, 13.31, and 13.32

Student Conduct

A&M-Commerce will comply in the classroom, and in online courses, with all federal and state laws prohibiting discrimination and related retaliation on the basis of race, color, religion, sex, national origin, disability, age, genetic information or veteran status. Further, an environment free from discrimination on the basis of sexual orientation, gender identity, or gender expression will be maintained.

ADA Statement

The Americans with Disabilities Act (ADA) is a federal anti-discrimination statute that provides comprehensive civil rights protection for persons with disabilities. Among other things, this legislation requires that all students with disabilities be guaranteed a learning environment that provides for reasonable accommodation of their disabilities. If you have a disability requiring an accommodation, please contact:

Office of Student Disability Resources and Services
Texas A&M University-Commerce
Gee Library 132
Phone (903) 886-5150 or (903) 886-5835
Fax (903) 468-8148

StudentDisabilityServices@tamu-commerce.edu
[Student Disability Resources & Services](#)

Disclaimer:

The instructor reserves the right to make changes to the schedule of the class. Any alterations will be announced by the instructor in class, on ecollege, or via email. Students who do not attend class, log into ecollege, or check their email assume full responsibility for missing changes to the course.

COURSE OUTLINE / CALENDAR

6/8 – 6/10 Complete Orientation Homework on MML (My Math Lab)
 Complete Assignment titled Chapter 1 (MA) on MML – this is a PowerPoint covering section 1.1 material
 Complete Homework Chapter one on MML

***If you need extra assistance for this weeks assignment, there are problem solving videos located on ECollege that you can view. You can also go under Study Plan in MML and view practice problems, notes, etc...

6/11 – 6/12 View all podcasts on ECollege that cover different base systems
 Read section 2.1 in your text or online
 Complete Different Base Systems, Chapter 2 Section 1, and Adding and Subtracting in Different Base Systems in MML
 ***There are more example problems on ECollege under the Different Bases tab. While you do not have to turn these in, make sure you go over them. You will see problems similar to these on the midterm exam.

***If you need extra assistance for this week's assignments, you can go under Study Plan in MML and view practice problems, notes, etc...

6/13 – 6/15 Read the remainder of chapter 2 in your textbook or online
 View all podcasts on ECollege that cover Venn diagrams word problems
 Complete the assignment Chapter 2 Manipulative – Venn Diagrams in MML
 Complete the assignment titled Homework Chapter 2 Sections 2 and 3 in MML
 Access the Extra Venn Practice sheet located under the Venn Diagram tab in ECollege.

Practice these types of problems. Then, complete the following problems and send the answers to me via an email.

1. $A \cup B \cap C$
2. $\overline{(A \cup B)} \cup C$
3. $A \cup (B \cap \bar{C})$
4. $A \cap \bar{B} \cup C$
5. $\bar{A} \cap B \cup C$

6/16 – 6/18 Complete the Properties of Numbers Homework in MML

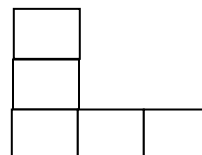
6/19 Complete Divisibility Rules and Chapter 4 Section 1 in MML

6/20 – 6/22 Work on midterm exam review (this is a grade!) Also make sure to go over the extra Venn diagram problems and the extra bases problems.

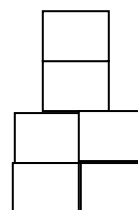
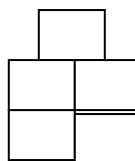

6/23 **Take midterm exam. Remember that you cannot use notes or a calculator.**

6/24 – 6/25 View all podcasts on the five step problem on Blackboard
 Complete the following homework problems and either scan, email, or fax them to me.
 My fax number is 903-875-7523
 Complete all five steps with the following patterns: (step 1 is draw the next two elements, step 2 is write a word problem, step 3 is create a numerical table, step 4 is create a graph, and step 5 is find the algebraic equation)

Pattern 1.



Pattern 2



- 6/26 Complete Prime and Composite and section 4.2 in MML
- 6/27 – 6/29 Complete Section 4.3 GCD and LCM in MML
- 6/30 – 7/1 View all podcasts on ECollege that cover chips and number lines with integers
Complete the assignment on MML titled Positive and Negative Numbers - Chapter 5 and Chapter 5 Homework
In addition, you need to complete the following problems. Make sure to illustrate them all with a number line and with the chip model. If you cannot model a problem, say that, but be sure to give the answer.
 $3 + 4$, $-1 + -4$, $3 + -5$, $-2 + 7$, $3 - 4$, $-1 - (-4)$, $3 - (-5)$, $-2 - 7$, $2 * 3$, $3 * -2$,
 $-3 * 5$, $8 / 4$, $6 / -2$, $-10 / 5$
You can either scan, email or fax this to me. The fax number is 903-875-7523.
- 7/2 – 7/3 Complete Chapter 6 Sections 1 and 2 (MA) in MML
Complete Homework Chapter 6 Sections 1 and 2 in MML
***If you need extra assistance for this week's assignment, you can go under Study Plan in MML and view practice problems, notes, etc...
- 7/4 – 7/5 Complete Chapter 6 Section 3 (MA) in MML
Complete Chapter 6 Homework 3 in MML
***If you need extra assistance for this week's assignment, you can go under Study Plan in MML and view practice problems, notes, etc...
- 7/6 – 7/8 Complete the final exam review in MML (this is a grade!) In addition to this review, make sure to review the five step problem and the chips model and number lines since these topics will be on your final exam.
- 7/8 **Take final exam. Remember that you cannot use notes or a calculator.** Make sure you complete the review before you take your exam.

How students enroll in My Math Lab

To use a student access code:

1. Go to the [MyLab and Mastering website](#) and click **Student** in the Register area.
2. Enter the course ID provided by your instructor and click **Continue**.
3. After verifying your course information, enter your username and password, and click **Sign In**.
4. If you don't have a Pearson account, click **Create an account**.
5. Complete the Create an Account page. Helpful hints display to guide you.

6. Read and accept the license agreement.
7. Optionally, you can select the check box to help us make our products better and learn about new offers.
8. Click **Create Account**.
9. Click **Access Code** and enter your six-word access code in the boxes.
10. Click **Finish** to complete your registration.
11. Click **Go to Your Course** to access your online course.

To purchase course access online:

1. Go to the [MyLab and Mastering website](#) and click **Student** in the Register area.
2. Enter the Course ID provided by your instructor and click **Continue**.
3. After verifying your course information, enter your username and password, and click **Sign In**.
4. If you don't have a Pearson account, click **Create an account**.
5. Complete the Create an Account page. Helpful hints display to guide you.
6. Read and accept the license agreement.
7. Optionally, you can select the check box to help us make our products better and learn about new offers.
8. Click **Create Account**.
9. Select the button for the access level you want.
10. Select whether you want to pay with a credit card or use PayPal and enter payment information.
11. Click **Review** to review your order details. If you need to change anything, click the **Change** link.
12. Click **Make Payment** to submit your order.
13. Click **Go to Your Course** to access your online course.

To request temporary access

If a student is waiting for financial aid, 17 days of temporary course access without payment may be available.

1. Go to the [MyLab and Mastering website](#) and click **Student** in the Register area.
2. Enter the Course ID provided by your instructor and click **Continue**.
3. After verifying your course information, enter your username and password, and click **Sign In**.
4. If you don't have a Pearson account, click **Create an account**.
5. Complete the Create an Account page. Helpful hints appear to guide you.
6. Read and accept the license agreement.
7. Optionally, you can select the check box to help us make our products better and learn about new offers.
8. Click **Create Account**.
9. To get temporary access to your course, click the link at the bottom of the page.
10. When a confirmation message appears, click **Yes** to complete your registration.
11. You will receive a confirmation email with payment instructions. Click **Go to Your Course** to access your course.

For more help with registration, go to the [Get Started for Students](#) area of the MyLab and Mastering website. For instructions on registration, watch the Register for your course videos.

